Stichting Vidomes

2025

HUURDERSOORDEEL — B

Nieuwe huurders	7,9	B
Reparatieverzoek	7,6	B
Vertrokken huurders	7,8	B

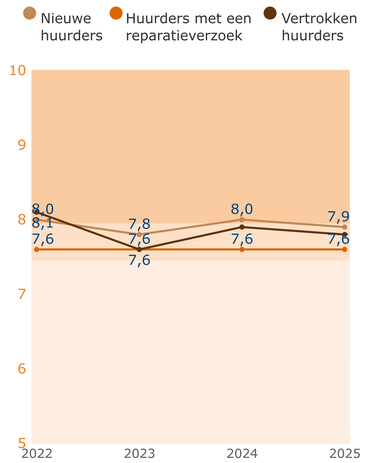

FINANCIËN — C

Beïnvloedbare bedrijfslasten per vhe **€ 1.358**

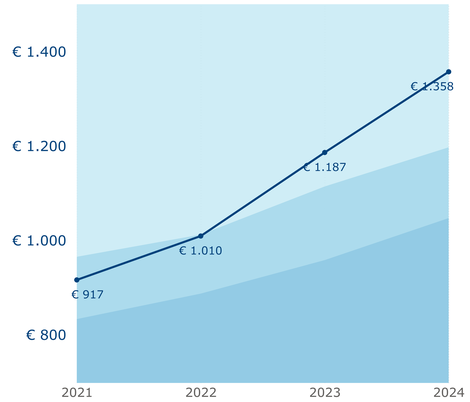

ONDERHOUD & VERBETERING — C

Uitgaven onderhoud, verbetering en verduurzaming [€/vhe]*	€ 3.615	B
Technische woningkwaliteit (EP2) [kWh/m2]	193,4	C
Ervaren woningkwaliteit	6,8	C

Uitgaven per vhe

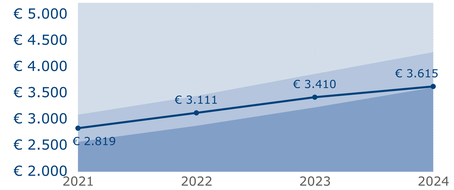

Technische woningkwaliteit

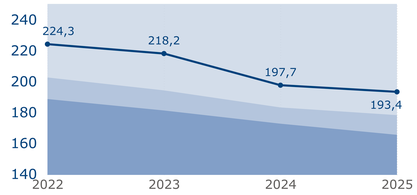

Ervaren woningkwaliteit

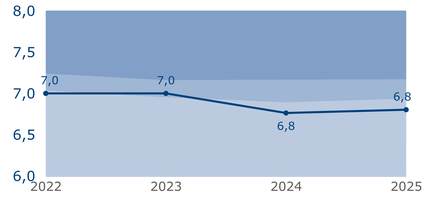

*vijfjaarsgemiddelde

DUURZAAMHEID — C

Isolatieprestatie [kWh/m2]	43,0	C
Energetische prestatie (EP2) [kWh/m2]	193,4	C
CO2-uitstoot gas [kg/m2]	16,8	C

Energetische prestatie

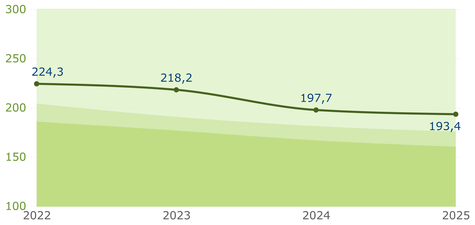

Isolatieprestatie

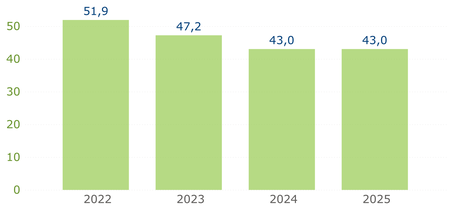

CO2-uitstoot gas

BESCHIKBAARHEID & BETAALBAARHEID

Verhouding huur / maximaal toegestane huur **70,6%**

Gemiddelde huur (DAEB)

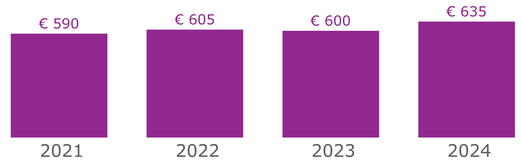

Aantal nieuwbouw woongelegenheden per jaar

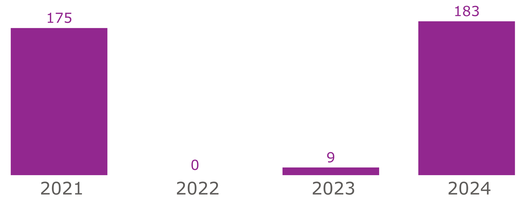

LEEFBAARHEID

	2024	2025
Veiligheidsgevoel	-	7,0
Ervaren overlast	-	6,1
Schone en nette buurt	-	5,9
Ervaren inzet corporatie	-	5,7
Leefbaarheidsuitgaven	€ 152	€ 157