Wassenaarsche Bouwstichting

2025

HUURDERSOORDEEL — A

Nieuwe huurders	8,5	A
Reparatieverzoek	8,4	A
Vertrokken huurders	7,2	C

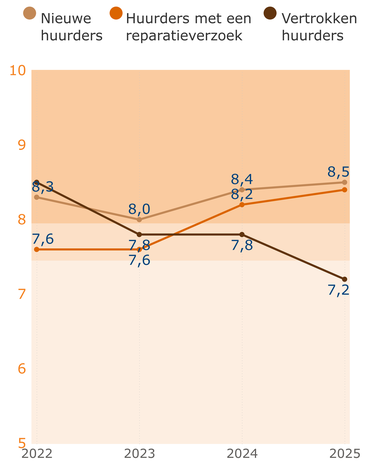

FINANCIËN — B

Beïnvloedbare bedrijfslasten per vhe **€ 1.061**

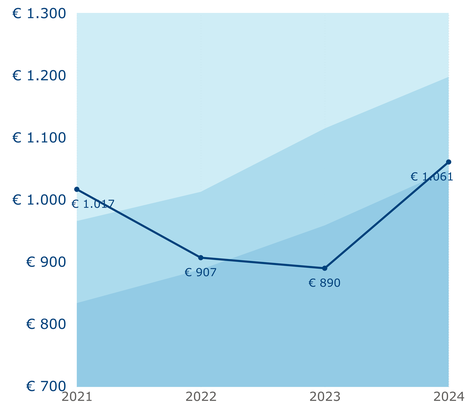

ONDERHOUD & VERBETERING — A

Uitgaven onderhoud, verbetering en verduurzaming [€/vhe]*	€ 4.480	B
Technische woningkwaliteit (EP2) [kWh/m2]	176,8	A
Ervaren woningkwaliteit	7,5	A

Uitgaven per vhe

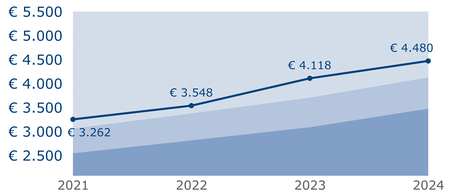

Technische woningkwaliteit

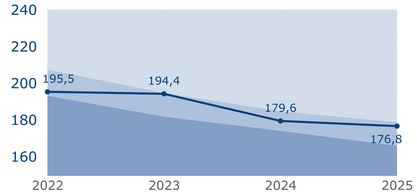

Ervaren woningkwaliteit

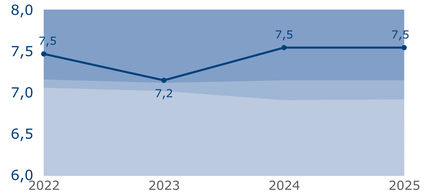

*vijfjaarsgemiddelde

DUURZAAMHEID — B

Isolatieprestatie [kWh/m2]	12,5	A
Energetische prestatie (EP2) [kWh/m2]	176,8	C
CO2-uitstoot gas [kg/m2]	16,5	C

Energetische prestatie

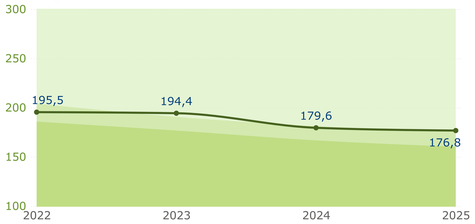

Isolatieprestatie

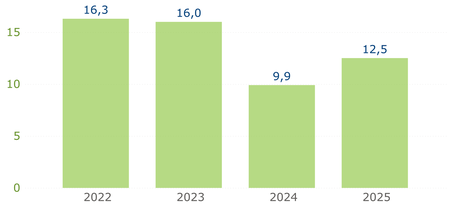

CO2-uitstoot gas

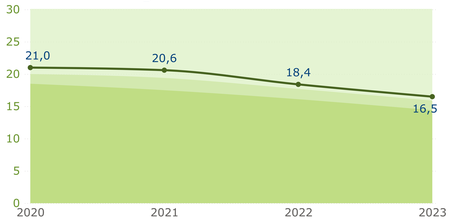

BESCHIKBAARHEID & BETAALBAARHEID

Verhouding huur / maximaal toegestane huur **67,1%**

Gemiddelde huur (DAEB)

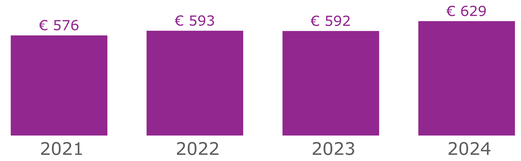

Aantal nieuwbouw woongelegenheden per jaar

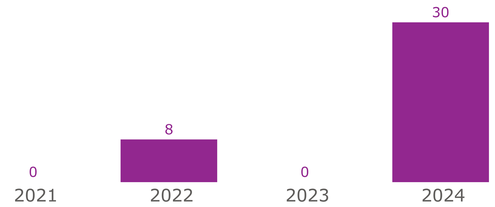

LEEFBAARHEID

	2024	2025
Veiligheidsgevoel	8,1	8,1
Ervaren overlast	7,7	7,7
Schone en nette buurt	7,3	7,3
Ervaren inzet corporatie	7,0	7,0
Leefbaarheidsuitgaven	€ 49	€ 45

aedes benchmark